



BUILDING HOMES, CHANGING LIVES

2016 Affordable Housing Bond Progress

In November of 2016, Santa Clara County voters approved a \$950 million Affordable Housing Bond. It is projected that the Housing Bond will fund 120 new affordable housing developments over ten years, including 4,800 new units dedicated to Extremely Low-Income and Very Low-Income households. In addition, the County will establish rental and ownership opportunities for Moderate Income households.



YEAR 5 IMPLEMENTATION

\$608,319,628

IN MULTI-FAMILY HOUSING DEVELOPMENT APPROVED

8 CITIES

4,053 NEW APARTMENTS

720 UNITS RENOVATED

44 HOUSING DEVELOPMENTS

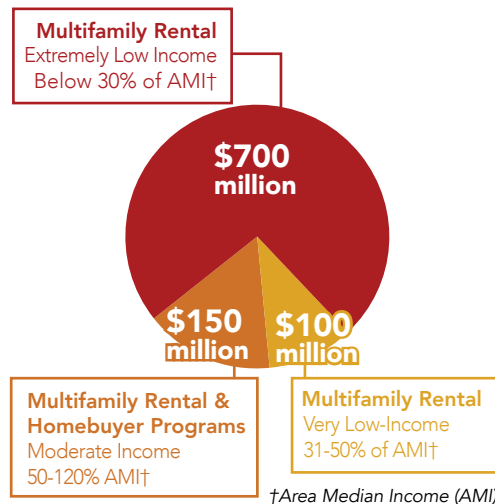
\$25 MILLION

FIRST-TIME HOMEBUYER PROGRAM

*As of June 28, 2022. The implementation update does not include County acquisitions.

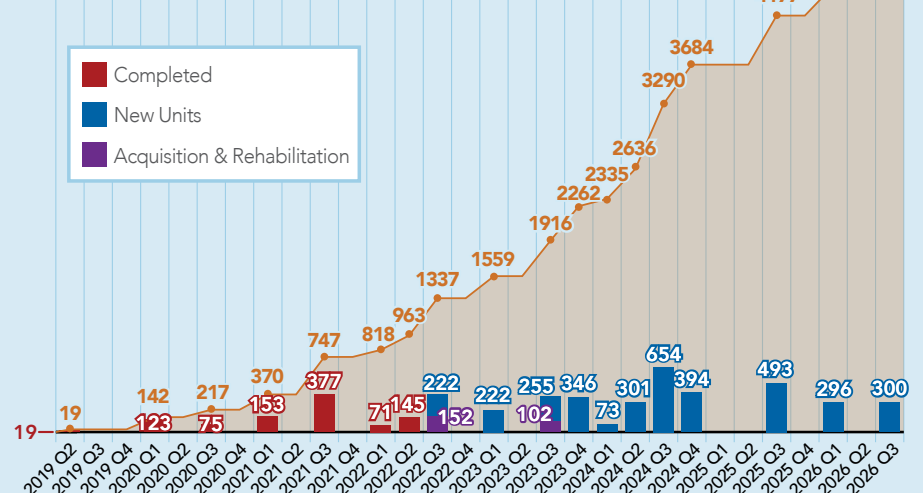
The Housing Bond provides the means for the County to give our community's poorest and most vulnerable residents a fresh start. Many of our veterans, teachers, nurses, single parents, senior citizens, the disabled, foster youth, victims of abuse, chronically homeless, and individuals suffering from mental health or substance abuse illnesses are in need of innovative and effective housing solutions.

Funding Allocations for Voter Approved 2016 Measure A Housing Bond Total of \$950 million



www.supportivehousingcc.org/housingbond

When Will These Homes Open?‡



Details of the developments that make up this timeline can be found on the next page.

‡ Apartment openings are based on projected construction timelines, which are subject to change.

THE SOLUTION TO HOMELESSNESS IS MORE AFFORDABLE HOUSING

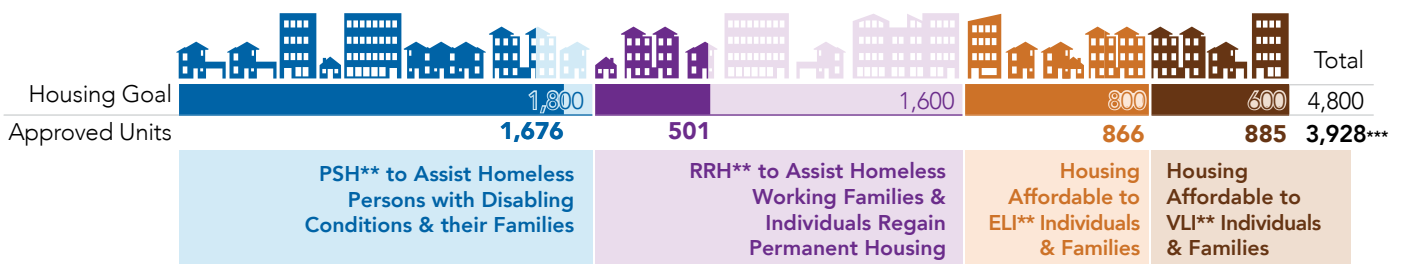
The County's Office of Supportive Housing is leading efforts to increase the supply of housing by funding and spurring the development of housing for low-income households with a prioritization for the poorest and most vulnerable residents who are disproportionately impacted by the lack of affordable housing.

	HOUSING DEVELOPMENTS	CITY	PROJECTED OCCUPANCY DATE*	SUPERVISORIAL DISTRICT	TOTAL # UNITS	SUPPORTIVE HOUSING	COUNTY DEVELOPMENT FUNDING	
NEW UNITS								
2019	The Veranda	Cupertino	June 2019	5	19	6	\$1,000,000	
	Crossings on Monterey	Morgan Hill	Jan 2020	1	39	20	\$5,800,000	
	Villas on the Park	San Jose	Mar 2020	2	84	83	\$7,200,000	
	Monterey Gateway Senior Apts.	Gilroy	Jul 2020	1	75	37	\$7,500,000	
	Leigh Avenue Senior Apts.	San Jose	Sep 2021	4	64	63	\$13,500,000	
	Quetzal Gardens	San Jose	Feb 2022	2	71	28	\$9,830,000	
	Calabazas Apts.	Santa Clara	Apr 2022	4	145	80	\$29,000,000	
	Iamesi Village	San Jose	Jul 2022	2	135	109	\$10,327,100	
	Vela Apartments	San Jose	Sep 2022	2	87	43	\$15,650,000	
	Villas at 4th St.	San Jose	Jan 2023	2	94	93	\$7,500,000	
2020	Page Street Apts.	San Jose	Feb 2023	4	82	27	\$14,000,000	
	Gallup & Mesa Apts.	San Jose	Feb 2023	1	46	23	\$2,600,000	
	Immanuel-Sobrato Community	San Jose	Jul 2023	4	108	106	\$16,654,646	
	Blossom Hill Senior Apts.	San Jose	Aug 2023	1	147	49	\$19,100,000	
	Vitalia	San Jose	Oct 2023	4	79	39	\$15,800,000	
	Sango Court Apts.	Milpitas	Dec 2023	3	102	51	\$16,000,000	
	Agrihood Senior Apts.	Santa Clara	Dec 2023	4	165	54	\$23,550,000	
	Royal Oak Village	Morgan Hill	Jan 2024	1	73	18	\$9,891,000	
	Kifer Senior Apts.	Santa Clara	Apr 2024	4	80	54	\$7,400,000	
	Algarve Apartments	San Jose	May 2024	2	91	46	\$11,500,000	
2021	Auzerais	San Jose	Jun 2024	2	130	64	\$13,200,000	
	Tamien Station TOD	San Jose	Jul 2024	2	135	67	\$25,000,000	
	The Charles	San Jose	Jul 2024	2	99	49	\$12,480,000	
	Mariposa Place	San Jose	Aug 2024	4	80	39	\$9,300,000	
	McEvoy Apartments	San Jose	Sep 2024	4	224	76	\$3,000,000	
	Bellarmino Place Apts.	San Jose	Sep 2024	4	116	24	\$5,750,000	
	La Avenida Apts.	Mountain View	Oct 2024	5	100	32	\$19,000,000	
	Roosevelt Park Apts.	San Jose	Oct 2024	2	80	40	\$14,400,000	
	Alum Rock Multifamily (West)	San Jose	Dec 2024	2	60	30	\$11,600,000	
	Sunol-West San Carlos Apts.	San Jose	Dec 2024	4	154	51	\$29,720,215	
2022	Hawthorn Senior Apts.	San Jose	Jul 2025	2	103	20	\$15,550,000	
	Dupont Family Apts.	San Jose	Jul 2025	4	141	40	\$27,500,000	
	The Magnolias	Morgan Hill	Jul 2025	1	66	17	\$13,200,000	
	Orchard Gardens	Sunnyvale	Aug 2025	3	93	45	\$13,850,000	
	Alvarado Park	San Jose	Sep 2025	4	90	23	\$4,600,000	
	Lot 12	Mountain View	Mar 2026	5	120	20	\$9,750,000	
	Sonora Court	Sunnyvale	Mar 2026	3	176	45	\$2,200,000	
	Gateway Tower	San Jose	Jul 2026	2	300	73	\$53,000,000	
	NEW UNITS TOTAL:					4,053	1,784	\$526,902,961
	RENOVATED UNITS							
2025-2021	Markham Plaza I	San Jose	Mar 2021	2	153	50	\$7,000,000	
	Hillview Court	Milpitas	Jul 2021	3	134	132	\$46,900,000	
	Curtner Studios	San Jose	Sep 2021	2	179	111	\$14,950,000	
	Markham Plaza II	San Jose	Aug 2022	2	152	50	\$7,200,000	
	Residence Inn	San Jose	Jul 2023	1	102	50	\$1,000,000	
	Casa de Novo	San Jose	Sep 2025	4	-	0	\$4,366,667	
RENOVATED UNITS TOTAL:					720	393	\$81,416,667	
TOTAL UNITS:					4,773	2,177	\$608,319,628	

To see a map of supportive housing developments in Santa Clara County, please visit www.supportivehousingcc.org/map.

*As of June 28, 2022. Apartment openings are based on projected construction timelines, which are subject to change.

2016 Measure A Production Goals & Progress



**PSH (Permanent Supportive Housing), RRH (Rapid Rehousing), ELI (Extremely Low Income), VLI (Very Low Income)

***845 additional units of affordable housing and apartments for building managers brings the total to 4,773 apartments approved in the last five years.