



# Santa Clara County Continuum of Care

---

COORDINATED ASSESSMENT WORK  
GROUP

# WELCOME!

Coordinated assessment is a consistent, community-wide intake process to match people experiencing homelessness to existing community resources that are best fit for their situation.

This Work Group reviews and evaluates how effectively that process is working and suggests improvements.

SPEED  
LIMIT

# AGENDA

---

Increasing Coordinated Assessment System  
Accessibility

---

Coordinated Assessment System Data Update

---

New Coordinated Assessment System Data  
Dashboards

---

Recommended Strategies for Capturing Functional  
Capacity and Cognitive Functioning in Coordinated  
Assessment

---

COVID Updates

A network diagram featuring numerous diverse human icons (men and women of various ethnicities and ages) connected by a web of dashed lines. The icons are arranged in a non-uniform pattern, creating a sense of interconnectedness. A large, white rectangular box with a black border is centered horizontally and vertically, containing the text "COORDINATED ASSESSMENT SYSTEM DATA UPDATES" in a bold, black, sans-serif font.

# COORDINATED ASSESSMENT SYSTEM DATA UPDATES

# Santa Clara County – Coordinated Assessment System

Nov 15, 2015 – March 31, 2021:

## 27,267 Unduplicated Assessments

### 41,264 Total VI-SPDATs



78%

### 21,294 Individual Adults



6%

### 1,757 Transition Age Youth (TAY)



15%

### 4,154 Families with Children

### 62 Justice Discharge

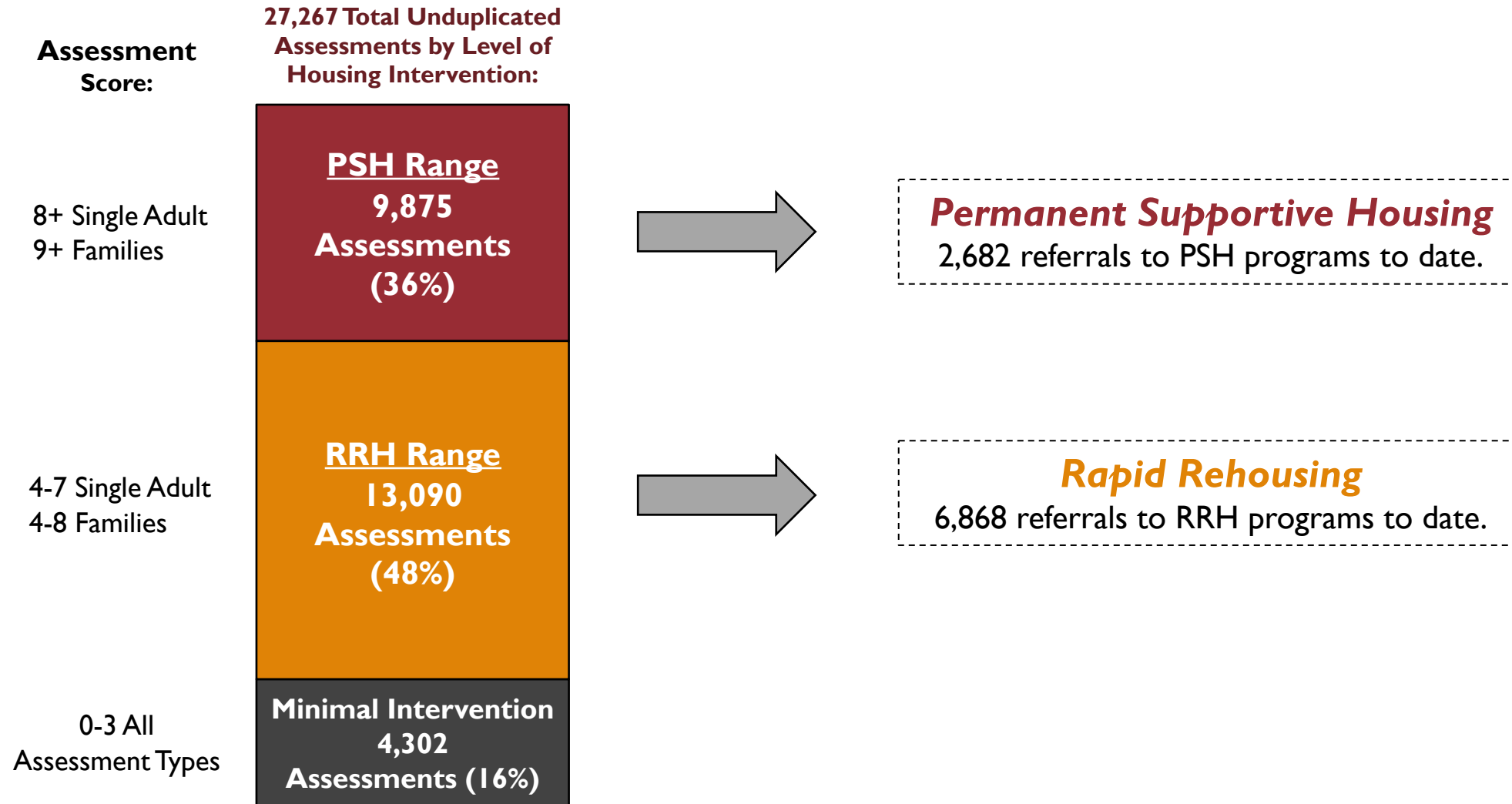
TAY (18-24 years) are also assessed with Single Adult or Family VI-SPDATs. Because of this, TAY make up about 13% of all assessments.

VI-SPDAT Type

888 VI-SPDATs are included from the Confidential Queue

# Permanent Housing Program Referrals

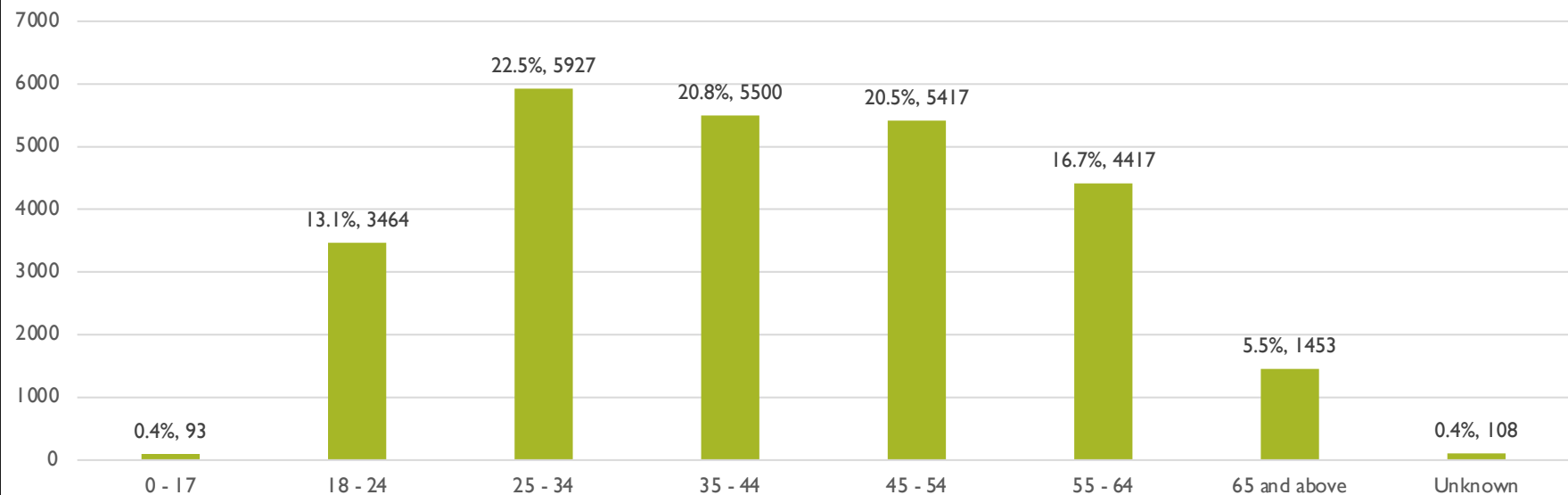
(Referred to queue Nov 15, 2015 – March 31, 2021)



Note: Data includes multiple referrals and Rapid Rehousing referrals include direct enrollments in Rapid Rehousing without a Coordinated Entry referral in HMIS

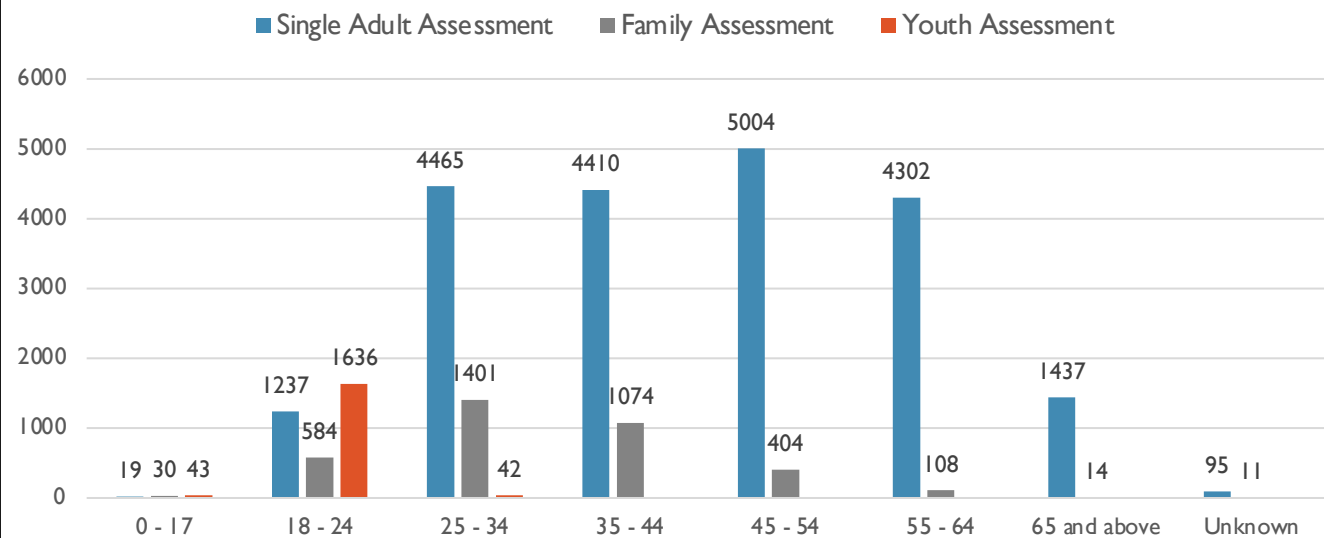
# Analysis by Age Tier

## Age Tier at Time of Assessment (All VI-SPDAT Assessments)

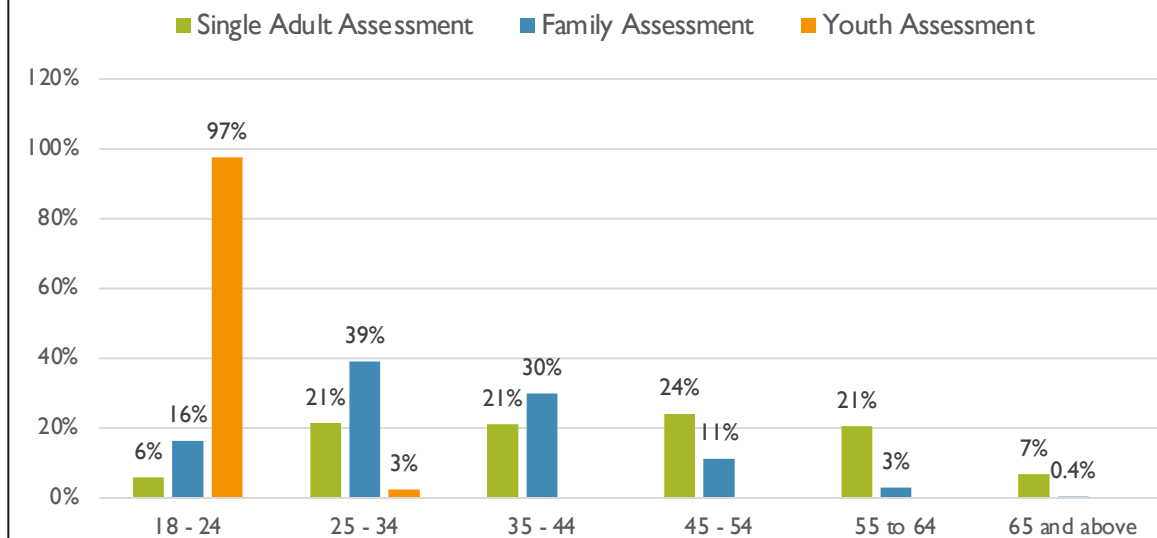


- Age groups are based on client age at the time of their VI-SPDAT assessment
- Data is shown for total assessments from Nov 2015 to March 2021, deduplicated by the clients' first assessment date
- Clients 0 – 17 years are often adults whose date of birth is stated as their assessment date (DOB not provided)

## Assessment Type by Age Tier



## Assessment Type by Age Tier (Percent)





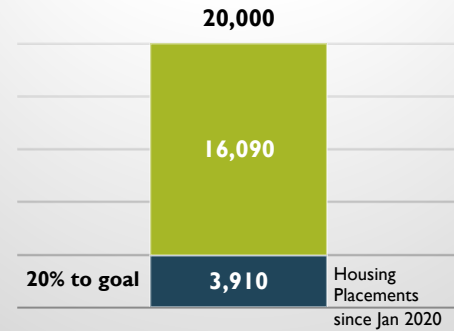
Office of Supportive Housing  
 Supportive Housing System  
 Dashboard  
 April 1, 2020 –  
 March 31, 2021

## The 2020-2025 Community Plan to End Homelessness

The county-wide plan is our roadmap for ending homelessness in Santa Clara County. The 2020-2025 plan sets aggressive targets designed to reverse the current growth in homelessness and bring us one step closer to our collective goal of eliminating homelessness in our community. Appendix A will highlight specific goals related to this plan.

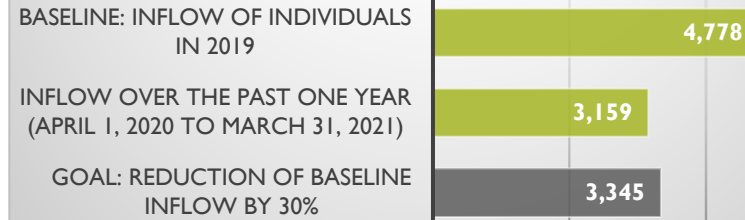
## Appendix A: Community Plan Goals

**1 Goal: Housing 20,000 People by 2025**



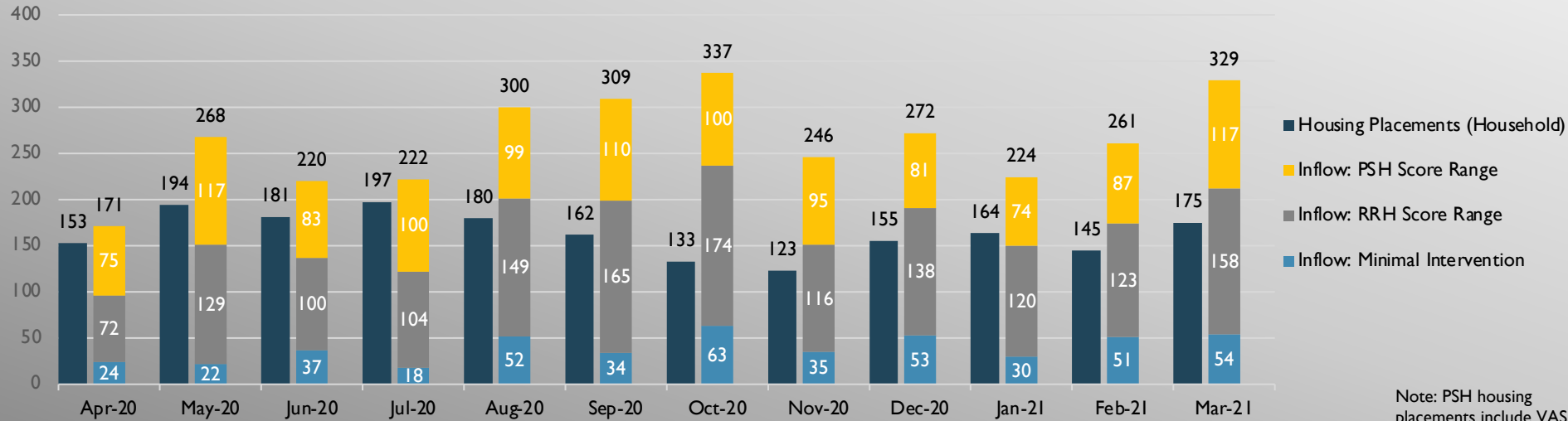
**2 Goal: Achieve a 30% Reduction in Annual Inflow of People Becoming Homeless**

(Inflow = Number of Households Completing Their First Assessment)



## APPENDIX D: HOUSING PLACEMENTS AND SYSTEM ENTRIES BY MONTH

Monthly Housing Placements vs. Homeless Inflow (First time VI-SPDAT Assessment)



Note: PSH housing placements include VASH

- In the past 12 months an average of 163 households have been placed in permanent housing and an average of 263 households have taken the VI-SPDAT assessment for the first time.



The background of the slide is a dark teal color with a network diagram pattern. The diagram consists of numerous light blue circles of varying sizes connected by thin, light blue lines, creating a complex web of connections across the entire page.

**THANK YOU FOR JOINING US!**

**Next Meeting:  
Thursday, June 10th, 2021  
1-2:30pm  
Zoom**